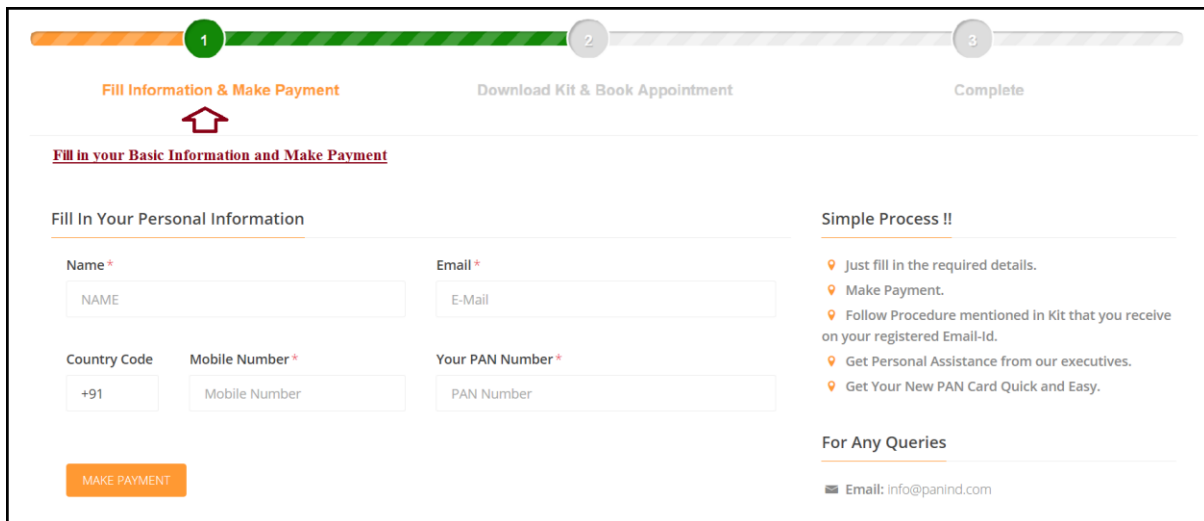


PROCESS FLOW

Please refer the following steps in order to Apply for Changes/Correction in your PAN Card.

1. Just fill in your Personal Contact Information and Click on Make Payment Button.
The progress bar on top would help you to know the progress of your application form.



1 Fill Information & Make Payment **2** Download Kit & Book Appointment **3** Complete

Fill in your Basic Information and Make Payment

Fill In Your Personal Information

Name* Email*

NAME E-Mail

Country Code Mobile Number* Your PAN Number*

+91 Mobile Number PAN Number

MAKE PAYMENT

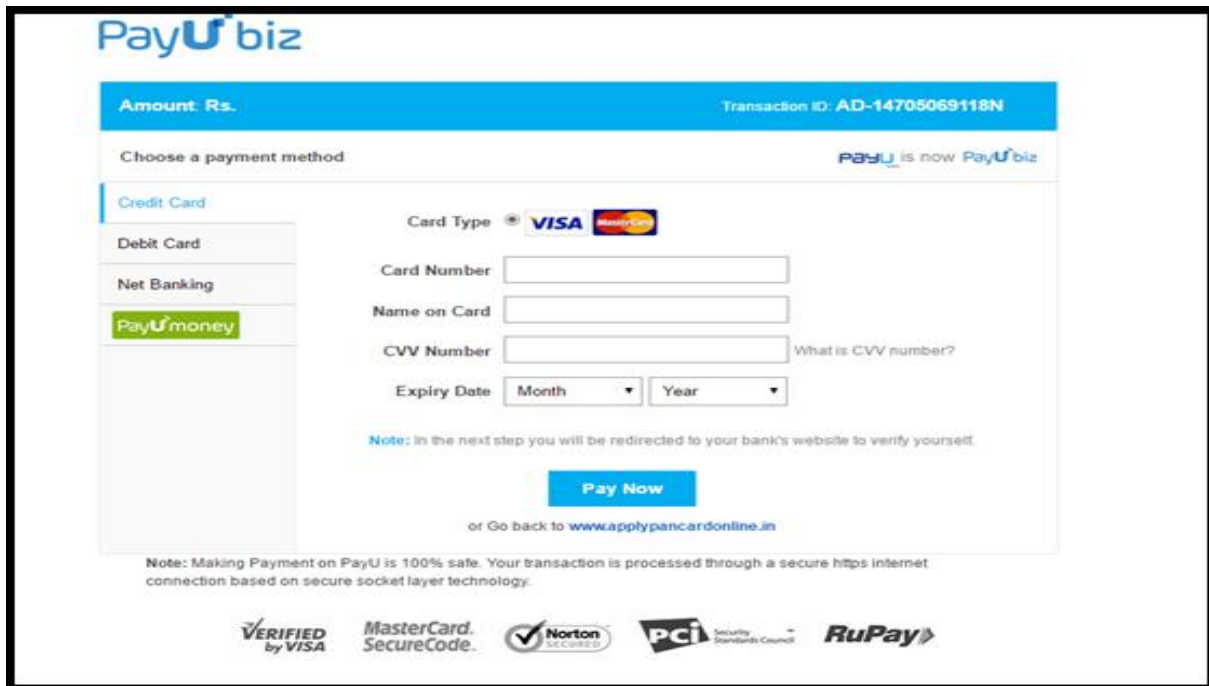
Simple Process !!

- Just fill in the required details.
- Make Payment.
- Follow Procedure mentioned in Kit that you receive on your registered Email-Id.
- Get Personal Assistance from our executives.
- Get Your New PAN Card Quick and Easy.

For Any Queries

Email: info@panind.com

You would be directed to the payment gateway page, where you can simply pay by using the multiple payment options available.



PayU biz

Amount Rs. Transaction ID: AD-14705069118N

Choose a payment method **PayU** is now **PayU biz**

Credit Card

Debit Card

Net Banking

PayUmoney

Card Type: **VISA** **MasterCard**

Card Number: _____

Name on Card: _____

CVV Number: _____ What is CVV number?

Expiry Date: Month _____ Year _____

Pay Now

or Go back to www.apptpancardonline.in

Note: In the next step you will be redirected to your bank's website to verify yourself.

Note: Making Payment on PayU is 100% safe. Your transaction is processed through a secure https internet connection based on secure socket layer technology.

VERIFIED by VISA **MasterCard SecureCode** **Norton SECURED** **PCI Security Standards Council** **RuPay**

- Once paid, you will be re-directed to the “Download Kit” page, where you can note down your Transaction-ID and also download your Kit.

Kindly Note down your Transaction ID

Thank You. Your order status is **success**. Your Payment ID for this transaction is **58854818**.

We have received a payment of :

Kindly Download the Application Form from the **DOWNLOAD KIT** button below and send it to us duly signed, with all the required document proofs and photographs attached.

For call assistance with our executive, kindly click on the **BOOK APPOINTMENT** button. Our Executive will help you over the phone call in the most efficient manner.

Your Application form download link and Appointment Booking link has also been sent to your registered **Email ID** :

Note: Do check your **SPAM folder** if the mail is not received in your **Inbox folder**. Your Application (Hard copy) should reach our registered Office Address within **90 days** from the Date Of Applying.

Download KIT
Book Appointment

[Click to download Application KIT](#)
[Once downloaded you can Book your Appointment](#)

Kindly Download your KIT and click “Book Appointment” to book an appointment with our Executive to help you over the process in the most efficient manner.

- You will be directed to Book Appointment Page, fill in your contact details, choose your desired date and time to book a telephonic appointment with our executive to help you over the process.

BOOK APPOINTMENT **Kindly fill your details and Click Book Appointment**

[Order ID : **Your Order ID**] - On Call Assistance

Kindly enter all the details to book an appointment for Personalized Assistance on Phone call. You can also set date and time as per your convenience. Our Executive will call you in the specified time duration.

Name * Email * Mobile *

Questions (if any)

Date (YYYY/MM/DD) * Time (IST) *

Select Date Select Time Slot **BOOK APPOINTMENT** [Click to Book Appointment](#)

Contact Us

For any assistance, you can always write to us. Our Service Representative will contact you within 24-48 working hours.

Address: #5, Site-IV, Vikaspuri, New Delhi-110018, India
Email: support@panind.com

Working Hours

Monday - Friday - 10 A.M. to 6 P.M. I.S.T.
Saturday - 10 A.M. to 3 P.M. I.S.T.
Sunday - Closed

Once done, Kindly Note Down your Appointment Details and Keep your Application Kit and Documents ready.

123

Fill Information & Make PaymentDownload Kit & Book AppointmentComplete

APPOINTMENT BOOKED


THANK YOU for applying with us....!!


PLEASE FIND THE BELOW APPOINTMENT DETAILS:

Applicant Name : Applicant Name
Form Type : PAN Application for Correction in PAN
Email : Applicant's Email ID
Contact Phone : Applicant's Mobile Number
Appointment Date : Selected Date/Day
Appointment Time : Selected Time Slot
Questions : Query If any..?
Order ID : Your Order ID

Contact Us


For any assistance, you can always write to us. Our Service Representative will contact you within 24-48 working hours.

 **Address:** #5,Site-IV, Vikaspuri, New Delhi-110018, India

 **Email:** info@panind.com

Working Hours

Monday - Friday - 10 A.M. to 6 P.M. I.S.T.
Saturday - 10 A.M. to 3 P.M. I.S.T.
Sunday - Closed

 **Note Down your Appointment Details**