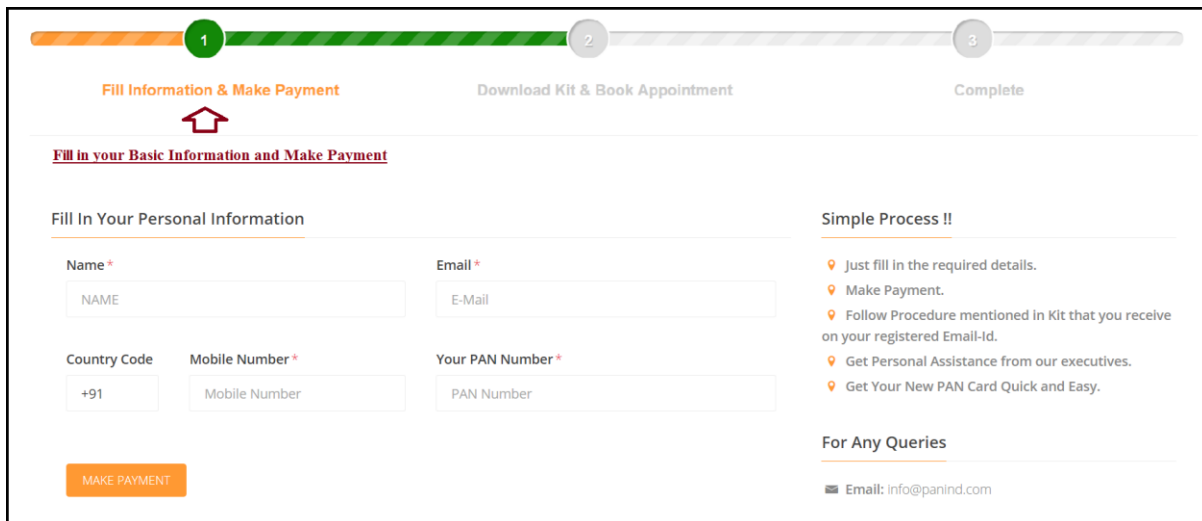


# PROCESS FLOW

Please refer the following steps in order to Apply for Reprint/Duplicate PAN Card.

1. Just fill in your Personal Contact Information and Click on Make Payment Button. The progress bar on top would help you to know the progress of your application form.



**1** Fill Information & Make Payment      2 Download Kit & Book Appointment      3 Complete

**Fill in your Basic Information and Make Payment**

Fill In Your Personal Information

Name\*      Email\*  
     

Country Code      Mobile Number\*      Your PAN Number\*  
           

**MAKE PAYMENT**

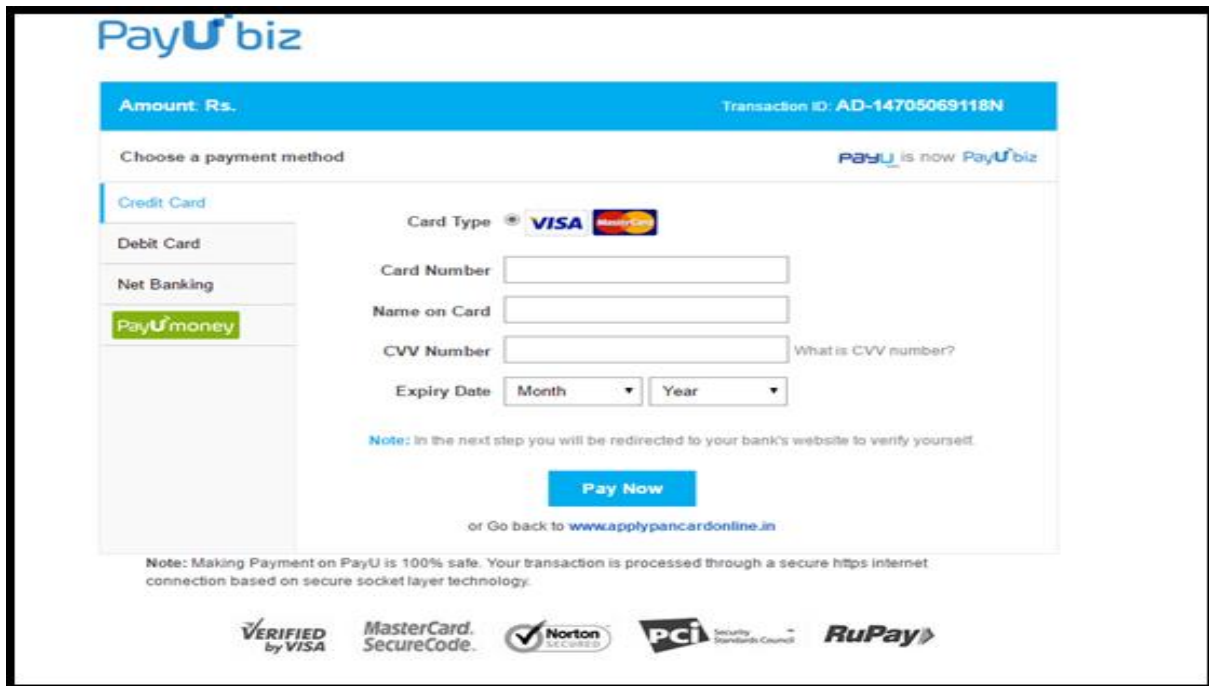
**Simple Process !!**

- Just fill in the required details.
- Make Payment.
- Follow Procedure mentioned in Kit that you receive on your registered Email-Id.
- Get Personal Assistance from our executives.
- Get Your New PAN Card Quick and Easy.

**For Any Queries**

Email: [info@panind.com](mailto:info@panind.com)

You would be directed to the payment gateway page, where you can simply pay by using the multiple payment options available.



**PayU biz**

Amount. Rs.      Transaction ID: AD-14705069118N

Choose a payment method      **PayU** is now **PayU biz**

**Credit Card**

Debit Card

Net Banking

**PayU money**

Card Type  VISA  MasterCard

Card Number

Name on Card

CVV Number       What is CVV number?

Expiry Date      Month       Year

**Pay Now**

or Go back to [www.apptpancardonline.in](http://www.apptpancardonline.in)

Note: Making Payment on PayU is 100% safe. Your transaction is processed through a secure https internet connection based on secure socket layer technology.

VERIFIED by VISA      MasterCard. SecureCode.      Norton SECURED      PCI Security Standards Council      RuPay

- Once paid, you will be re-directed to the “Download Kit” page, where you can note down your Transaction-ID and also download your Kit.

**Kindly Note down your Transaction ID**

Thank You. Your order status is **success**. Your Payment ID for this transaction is **58854818**.

We have received a payment of :

Kindly Download the Application Form from the **DOWNLOAD KIT** button below and send it to us duly signed, with all the required document proofs and photographs attached.

For call assistance with our executive, kindly click on the **BOOK APPOINTMENT** button. Our Executive will help you over the phone call in the most efficient manner.

Your Application form download link and Appointment Booking link has also been sent to your registered **Email ID** :

Note: Do check your **SPAM folder** if the mail is not received in your **Inbox folder**. Your Application (Hard copy) should reach our registered Office Address within **90 days** from the Date Of Applying.

**Download KIT**
**Book Appointment**

↑  
Click to download Application KIT
↑  
Once downloaded you can Book your Appointment

Kindly Download your KIT and click “Book Appointment” to book an appointment with our Executive to help you over the process in the most efficient manner.

- You will be directed to Book Appointment Page, fill in your contact details, choose your desired date and time to book a telephonic appointment with our executive to help you over the process.

**BOOK APPOINTMENT** **Kindly fill your details and Click Book Appointment**

[ Order ID : **Your Order ID** ] - On Call Assistance

Kindly enter all the details to book an appointment for Personalized Assistance on Phone call. You can also set date and time as per your convenience. Our Executive will call you in the specified time duration.

Name \*  Email \*  Mobile \*

Questions (if any)

Date (YYYY/MM/DD) \*  Time (IST) \*

Select Date  Select Time Slot

**BOOK APPOINTMENT** ← **Click to Book Appointment**

**Contact Us**

For any assistance, you can always write to us. Our Service Representative will contact you within 24-48 working hours.

Address: #5,Site-IV, Vikaspuri, New Delhi-110018, India

Email: support@panind.com

**Working Hours**

Monday - Friday - 10 A.M. to 6 P.M. I.S.T.

Saturday - 10 A.M. to 3 P.M. I.S.T.

Sunday - Closed

Once done, Kindly Note Down your Appointment Details and Keep your Application Kit and Documents ready.

123

Fill Information & Make PaymentDownload Kit & Book AppointmentComplete

---

**APPOINTMENT BOOKED**


**THANK YOU for applying with us....!!**


PLEASE FIND THE BELOW APPOINTMENT DETAILS:

Applicant Name : Applicant Name  
Form Type : PAN Application for Correction in PAN  
Email : Applicant's Email ID  
Contact Phone : Applicant's Mobile Number  
Appointment Date : Selected Date/Day  
Appointment Time : Selected Time Slot  
Questions : Query If any..?  
Order ID : Your Order ID

**Contact Us**


For any assistance, you can always write to us. Our Service Representative will contact you within 24-48 working hours.

 **Address:** #5,Site-IV, Vikaspuri, New Delhi-110018, India

 **Email:** info@panind.com

**Working Hours**

Monday - Friday - 10 A.M. to 6 P.M. I.S.T.  
Saturday - 10 A.M. to 3 P.M. I.S.T.  
Sunday - Closed

 **Note Down your Appointment Details**