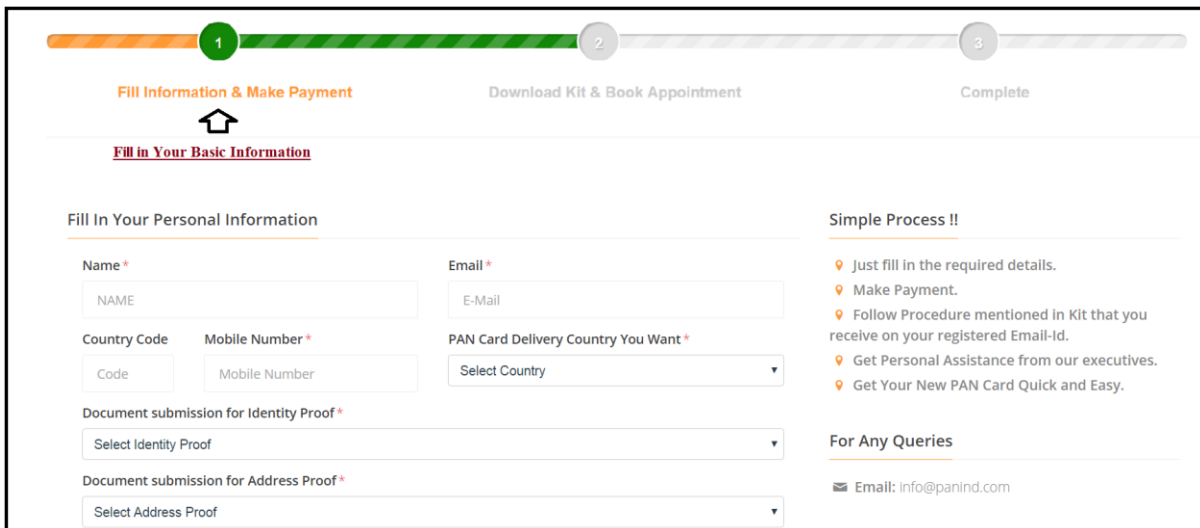


PROCESS FLOW

Please refer the following steps in order to Apply for new NRI PAN Card.

1. Just fill in your Personal Contact Information and Click on “Pay Now” Button. The progress bar on top would help you to know the progress of your application form.



1 Fill information & Make Payment **2** Download Kit & Book Appointment **3** Complete

Fill in Your Basic Information

Fill In Your Personal Information

Name * Email *

Country Code Mobile Number * PAN Card Delivery Country You Want *

Document submission for Identity Proof *

Document submission for Address Proof *

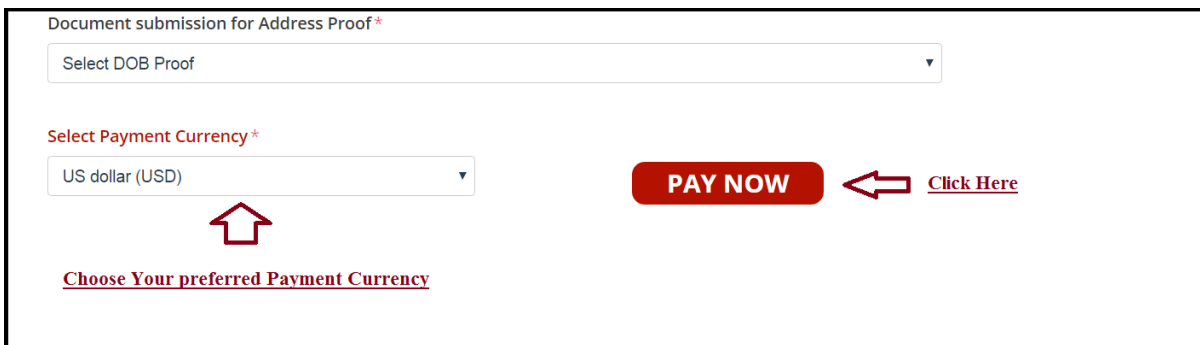
Simple Process !!

- Just fill in the required details.
- Make Payment.
- Follow Procedure mentioned in Kit that you receive on your registered Email-Id.
- Get Personal Assistance from our executives.
- Get Your New PAN Card Quick and Easy.

For Any Queries

Email: info@panind.com

The system is designed in such a way that it helps people abroad to choose their preferred Payment Currency.



Document submission for Address Proof *

Select DOB Proof

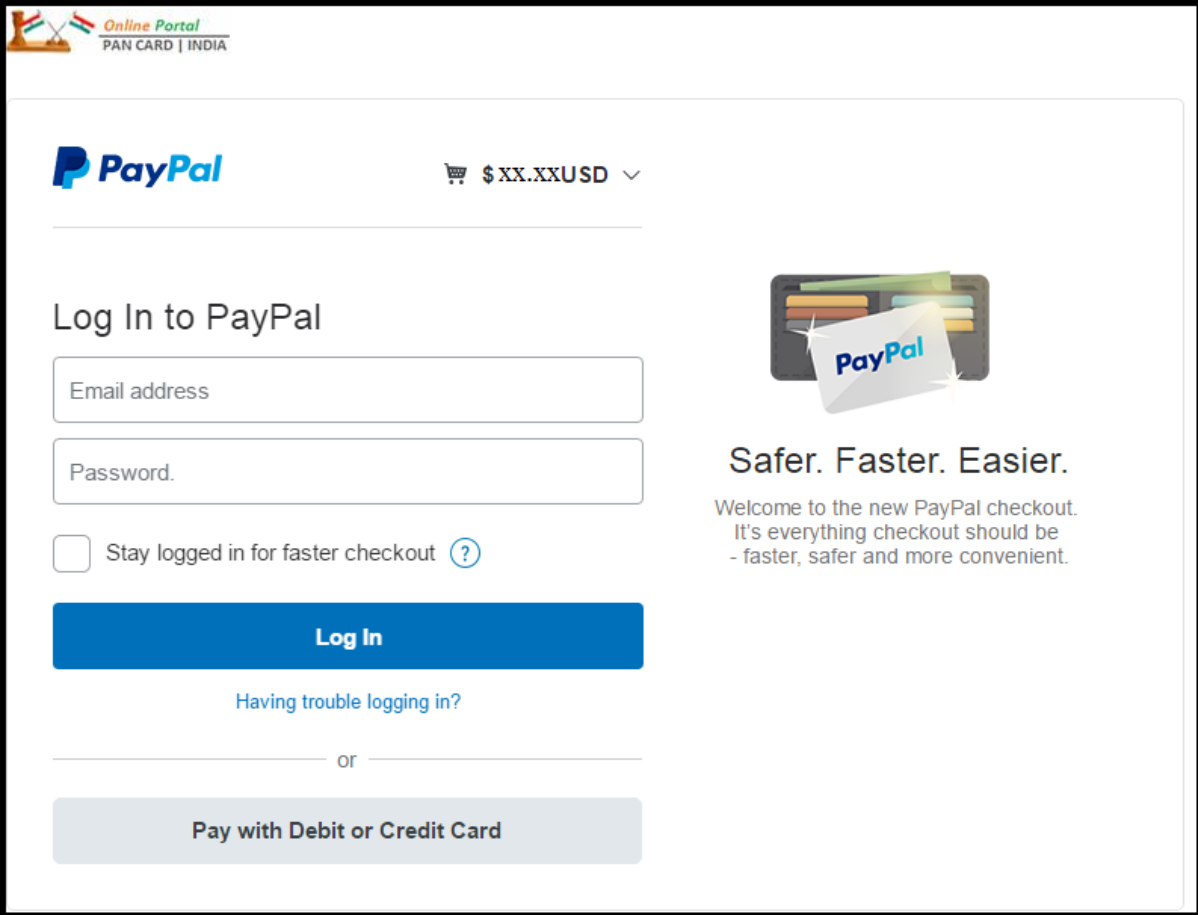
Select Payment Currency *

US dollar (USD)

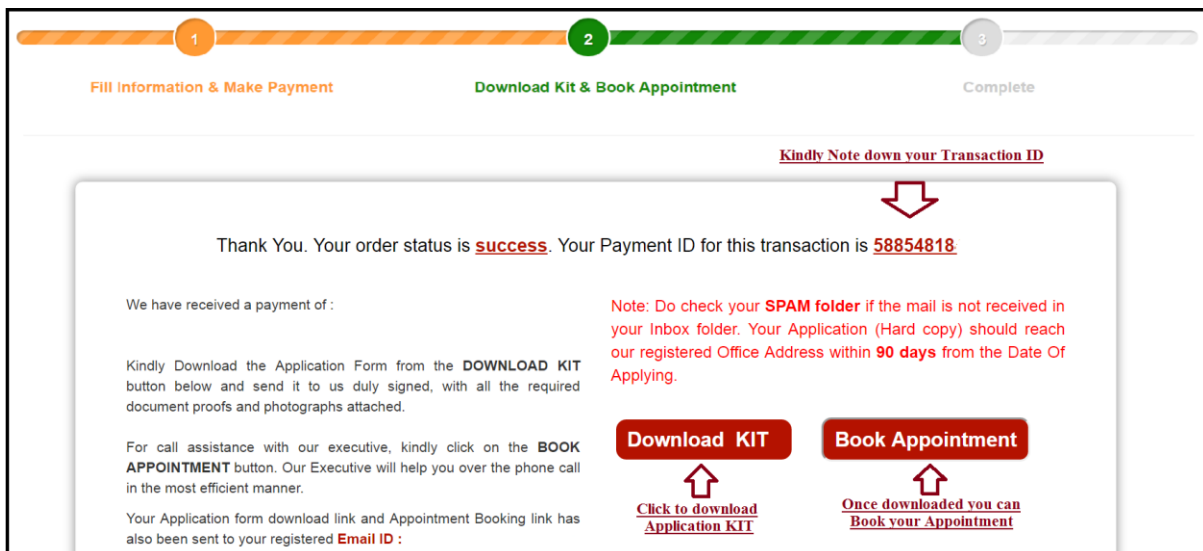
PAY NOW ← Click Here

Choose Your preferred Payment Currency

You would be directed to the payment gateway page, where you can simply pay by following some basic steps.



2. Once paid, you will be re-directed to the “Download Kit” page, where you can note down your Transaction-ID and also download your Kit.



Kindly Download your KIT and click “Book Appointment” to book an appointment with our Executive to help you over the process in the most efficient manner.

- You will be directed to Book Appointment Page, fill in your contact details, choose your desired date and time to book a telephonic appointment with our executive to help you over the process.

BOOK APPOINTMENT Kindly fill your details and Click Book Appointment

[Order ID : **Your Order ID**] - On Call Assistance ↓

Kindly enter all the details to book an appointment for Personalized Assistance on Phone call. You can also set date and time as per your convenience. Our Executive will call you in the specified time duration.

Name *

Email *

Mobile *

Questions (if any)

Date (YYYY/MM/DD) *

Time (IST) *

Select Date ▼

Select Time Slot ▼

BOOK APPOINTMENT ← Click to Book Appointment

Contact Us

For any assistance, you can always write to us. Our Service Representative will contact you within 24-48 working hours.

📍 Address: #5,Site-IV, Vikaspuri, New Delhi-110018, India

✉ Email: support@panind.com

Working Hours

Monday - Friday - 10 A.M. to 6 P.M. I.S.T.

Saturday - 10 A.M. to 3 P.M. I.S.T.

Sunday - Closed

Once done, Kindly Note Down your Appointment Details and Keep your Application Kit and Documents ready.

1
Fill Information & Make Payment

2
Download Kit & Book Appointment

3
Complete

APPOINTMENT BOOKED

THANK YOU for applying with us....!!

PLEASE FIND THE BELOW APPOINTMENT DETAILS:

Applicant Name : Applicant Name
Form Type : PAN Application for Correction in PAN
Email : Applicant's Email ID
Contact Phone : Applicant's Mobile Number
Appointment Date : Selected Date/Day
Appointment Time : Selected Time Slot
Questions : Query If any..?
Order ID : Your Order ID

← Note Down your Appointment Details

Contact Us

For any assistance, you can always write to us. Our Service Representative will contact you within 24-48 working hours.

📍 Address: #5,Site-IV, Vikaspuri, New Delhi-110018, India

✉ Email: info@panind.com

Working Hours

Monday - Friday - 10 A.M. to 6 P.M. I.S.T.

Saturday - 10 A.M. to 3 P.M. I.S.T.

Sunday - Closed

3